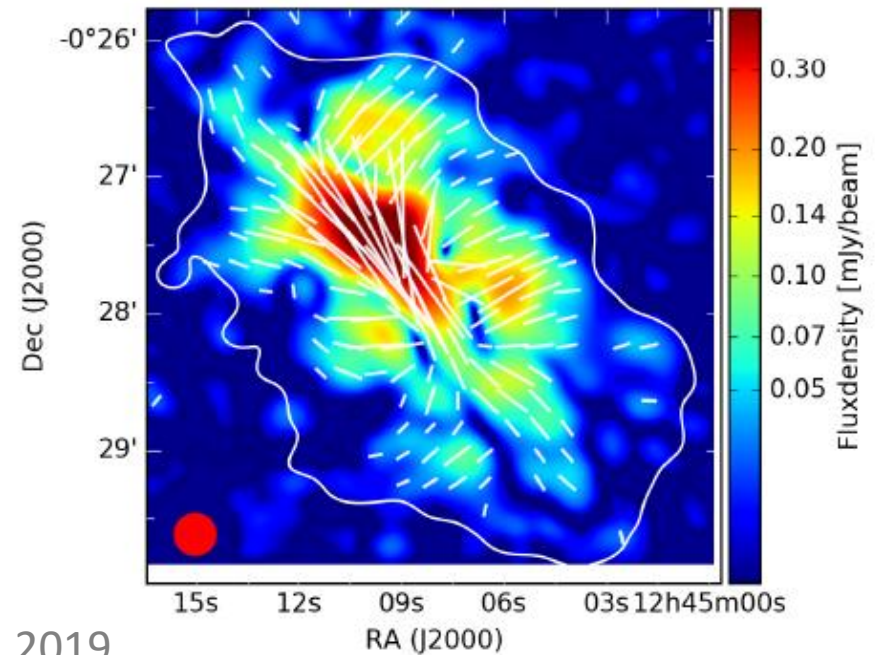



VO challenges for radio astronomy



□ My perspective – radio astronomy

(EVLA, WSRT, GMRT, LOFAR, ATCA)



Stein et al. 2019



VLA ©Stein

My perspective – VO and radio

<https://vizier.u-strasbg.fr/viz-bin/VizieR-4>

The column **SED** is a link to a plot of the radio spectrum, and the column **Radio+Opt** is a link to an Aladin preview. The **SED** plot contains points from the cross-identification (spectra; red), from the waste basket (waste; yellow), and the fitted radio spectra as lines. The Aladin preview contains a DSS image together with NVSS contours (blue) and the points and associated beams of the radio spectrum (red); points and beams of the sources from the waste basket are hidden but can be made visible by clicking on the corresponding plane (yellow).

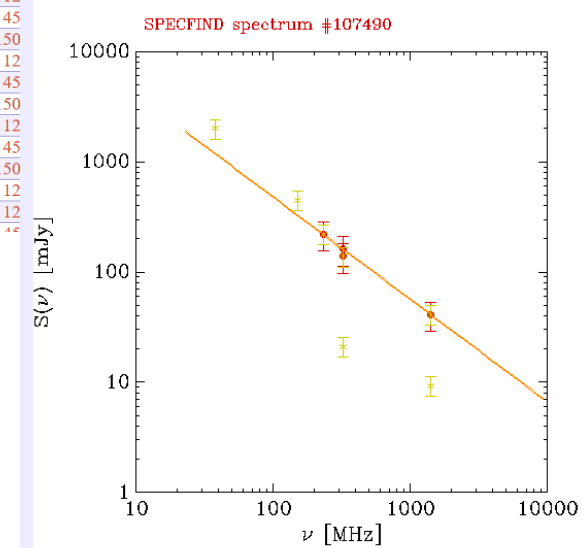
VIII/85A/spectra **SPECFIND V2.0 Catalog of radio continuum spectra (Vollmer+ 2009)** **2010A&A...511A...53V** **ReadMe+fitp**
 Post annotation The parameters of the radio spectra (631736 rows) spectrum image

start AladinLite plot the output query using TAP/SOL

Keywords Back
 VIII/85A/spectra
 Tables Add
 VIII/85A
 ..spectra
 ..waste
 ..beam
 Choose
Constraints
 Modify Query
Preferences
 max: 50
 HTML Table
 All columns
 Compute
 Submit
Mirrors
 CDS, France

Full	RAJ2000 "h:m:s"	DEJ2000 "d:m:s"	Seq	n	Name	N	a	b	nu	S(nu)	e	RAJ2000 deg	DEJ2000 deg	zSim	SED	Radio+Opt	beam arcsec
1	21 44 13.968	+81 47 13.56	107498	7	WN B2146.0+8133A	3	-0.17	2.84	325	2.88e+02	5.8e+01	326.0582	+81.7871	zSim	SED	Radio+Opt	12.00
2	21 44 15.216	+81 47 20.40	107498	7	NVSS J214415+814720	3	-0.17	2.84	1400	2.08e+02	4.2e+01	326.0634	+81.7890	zSim	SED	Radio+Opt	45.00
3	21 44 10.896	+81 47 31.92	107498	7	MY 214550.7+814731.8	3	-0.17	2.84	232	2.80e+02	5.6e+01	326.0454	+81.7922	zSim	SED	Radio+Opt	150.00
4	21 39 27.984	+82 23 29.76	107497	1	WN B2141.5+8209	4	-1.08	4.65	325	7.30e+01	1.5e+01	324.8666	+82.3916	zSim	SED	Radio+Opt	12.00
5	21 39 35.016	+82 23 16.80	107497	1	WN B2141.5+8209B	4	-1.08	4.65	325	5.40e+01	1.1e+01	324.8959	+82.3880	zSim	SED	Radio+Opt	12.00
6	21 39 34.632	+82 23 15.36	107497	1	NVSS J213934+822315	4	-1.08	4.65	1400	1.74e+01	3.5e+00	324.8943	+82.3876	zSim	SED	Radio+Opt	45.00
7	21 39 49.008	+82 23 33.36	107497	1	MY 214156.2+822333.3	4	-1.08	4.65	232	1.40e+02	4.5e+01	324.9542	+82.3926	zSim	SED	Radio+Opt	150.00
8	21 35 01.128	+78 54 10.80	107496	0	WN B2135.5+7839B	3	-1.00	4.78	325	1.62e+02	3.2e+01	323.7547	+78.9030	zSim	SED	Radio+Opt	12.00
9	21 35 00.480	+78 54 11.16	107496	0	NVSS J213500+785411	3	-1.00	4.78	1400	4.29e+01	8.6e+00	323.7520	+78.9031	zSim	SED	Radio+Opt	45.00
10	21 34 43.296	+78 53 29.40	107496	0	MY 213528.5+785329.5	3	-1.00	4.78	232	2.60e+02	5.2e+01	323.6804	+78.8915	zSim	SED	Radio+Opt	150.00
11	17 00 34.656	+79 30 47.52	107495	5	WN B1703.9+7934B	4	-0.69	4.06	325	2.56e+02	5.1e+01	255.1444	+79.5132	zSim	SED	Radio+Opt	12.00
12	17 00 30.336	+79 30 48.24	107495	5	NVSS J170030+793048	4	-0.69	4.06	1400	7.47e+01	1.5e+01	255.1264	+79.5134	zSim	SED	Radio+Opt	45.00
13	17 00 25.800	+79 31 06.96	107495	5	MY 170342.8+793107.1	4	-0.69	4.06	232	2.60e+02	6.3e+01	255.1075	+79.5186	zSim	SED	Radio+Opt	150.00
14	17 00 46.608	+79 30 55.44	107495	5	MY 170403.6+793055.3	4	-0.69	4.06	232	2.20e+02	6.5e+01	255.1942	+79.5154	zSim	SED	Radio+Opt	150.00
15	16 08 15.600	+76 27 54.36	107494	1	WN B1609.9+7635A	3	-0.81	4.16	325	1.19e+02	2.4e+01	242.0650	+76.4651	zSim	SED	Radio+Opt	12.00
16	16 08 15.072	+76 27 53.28	107494	1	NVSS J160815+762753	3	-0.81	4.16	1400	4.13e+01	8.3e+00	242.0628	+76.4648	zSim	SED	Radio+Opt	45.00
17	16 08 11.712	+76 27 40.68	107494	1	MY 160944.7+762740.7	3	-0.81	4.16	232	1.90e+02	4.3e+01	242.0488	+76.4613	zSim	SED	Radio+Opt	150.00
18	15 41 54.768	+80 09 57.24	107493	0	WN B1545.0+8018A	3	-0.83	4.66	325	3.54e+02	7.1e+01	235.4782	+80.1659	zSim	SED	Radio+Opt	12.00
19	15 41 53.424	+80 09 59.76	107493	0	NVSS J154153+800959	3	-0.83	4.66	1400	1.13e+02	2.3e+01	235.4726	+80.1666	zSim	SED	Radio+Opt	45.00
20	15 42 04.896	+80 09 33.84	107493	0	MY 154452.5+800933.8	3	-0.83	4.66	232	5.20e+02	1.0e+02	235.5204	+80.1594	zSim	SED	Radio+Opt	150.00
21	14 25 22.056	+78 37 14.88	107492	0	WN B1426.1+7850	3	-0.74	4.14	325	2.34e+02	4.7e+01	216.3419	+78.6208	zSim	SED	Radio+Opt	12.00
22	14 25 22.368	+78 37 14.52	107492	0	NVSS J142522+783714	3	-0.74	4.14	1400	6.65e+01	1.3e+01	216.3432	+78.6207	zSim	SED	Radio+Opt	45.00
23	14 25 09.600	+78 37 13.08	107492	0	MY 142554.7+783713.1	3	-0.74	4.14	232	2.50e+02	5.3e+01	216.2900	+78.6203	zSim	SED	Radio+Opt	150.00
24	13 32 24.792	+84 01 37.56	107491	3	WN B1334.3+8417A	3	-0.87	4.35	325	1.44e+02	2.9e+01	203.1033	+84.0271	zSim	SED	Radio+Opt	12.00
25	13 32 24.024	+84 01 29.64	107491	3	NVSS J133224+840129	3	-0.87	4.35	1400	3.95e+01	7.9e+00	203.1001	+84.0249	zSim	SED	Radio+Opt	45.00
26	13 32 51.408	+84 02 03.84	107491	3	MY 133437.5+840203.8	3	-0.87	4.35	232	1.90e+02	4.3e+01	203.2142	+84.0344	zSim	SED	Radio+Opt	150.00
27	10 59 05.712	+81 50 23.64	107490	7	WN B1054.3+8206	4	-0.93	4.55	325	1.61e+02	3.2e+01	164.7738	+81.8399	zSim	SED	Radio+Opt	12.00
28	10 59 01.320	+81 50 26.16	107490	7	WN B1054.3+8206A	4	-0.93	4.54	325	1.39e+02	2.8e+01	164.7555	+81.8406	zSim	SED	Radio+Opt	12.00

Complement to VIII/85A
 Source WN_B1054.3+8206: points from spectra and waste tables



□ My perspective – AENEAS



www.aeneas2020.eu



... to develop a science-driven, functional design for a distributed, federated European Science Data Centre (ESDC).

Access and Knowledge Creation (WP5), e.g., user interface, tools, archive design
WP5.4 Integration with VO Interoperability Framework

□ Future SKA data products

Not clear yet which SKA data products will be available

- Radio continuum images
- HI moment cubes
- Calibrated visibilities
- Pulsar data: time series, transient candidates, ...
- Catalogues of sources
- Rotation measure cubes
- ...

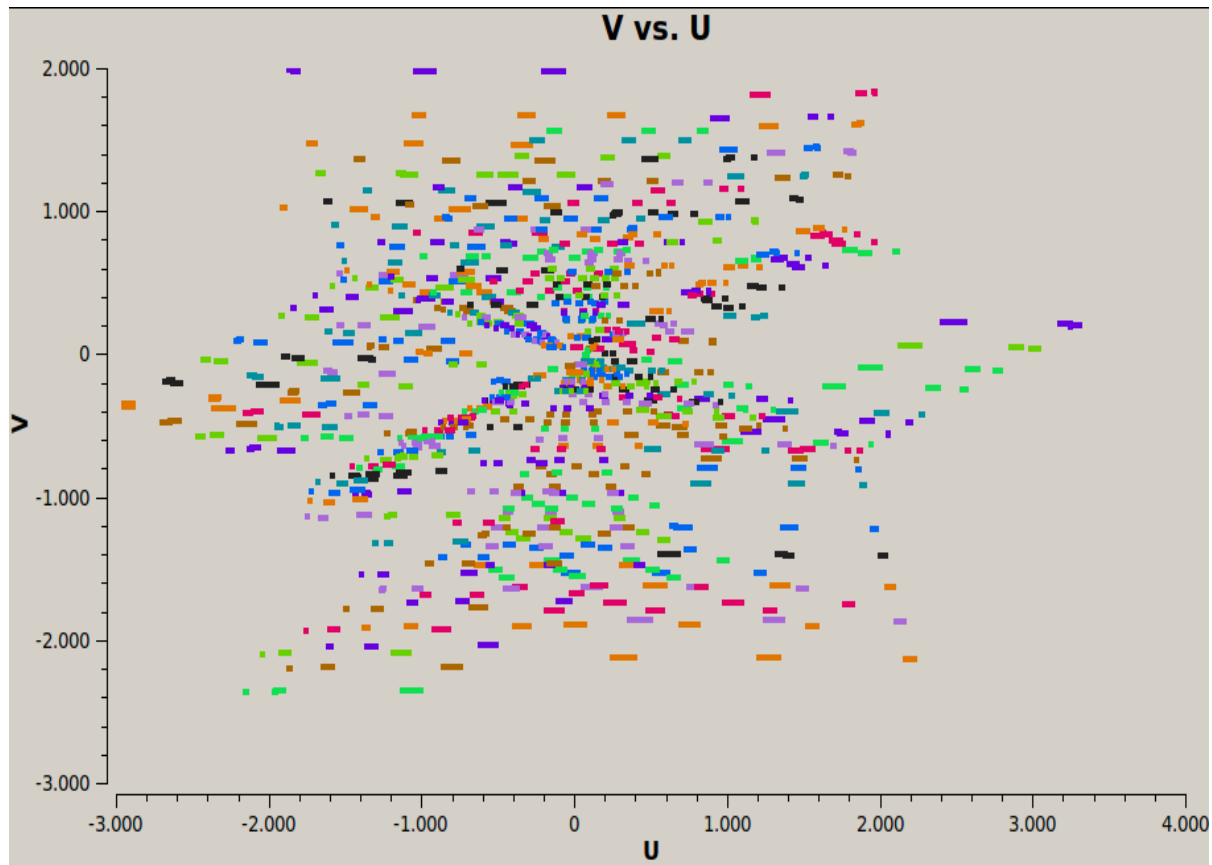
Future SKA data products- Science ready data

Radio astronomers do not trust science ready data naturally!

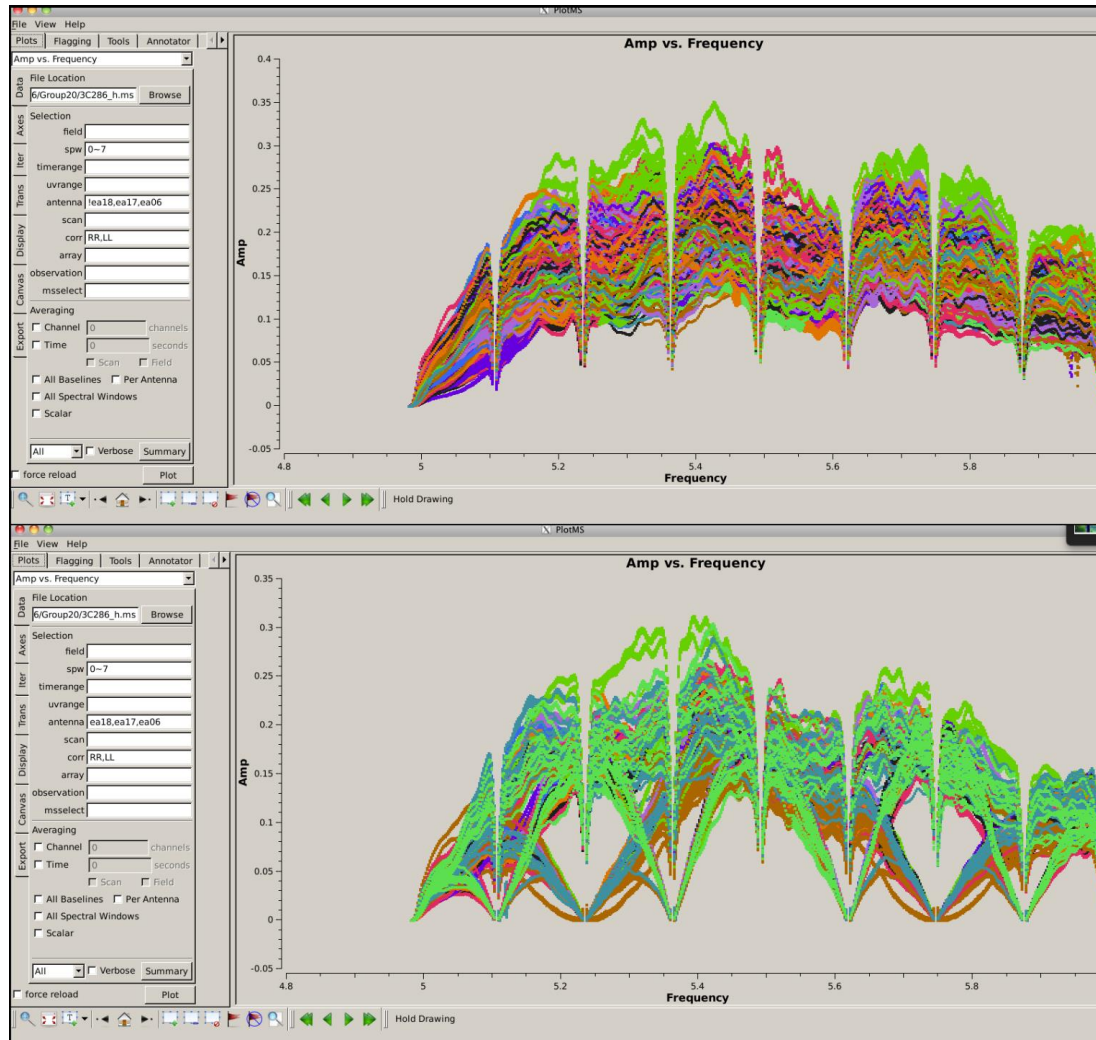
Trust via Metadata:

- Data reduction script or pipelines for calibration and/or imaging
- Check for the different calibration steps, e.g., flux calibration
- Plots of calibrated visibilities:
 - amp vs. time
 - amp vs. phase
 - uv range
 - uv coverage
- Weighting parameters

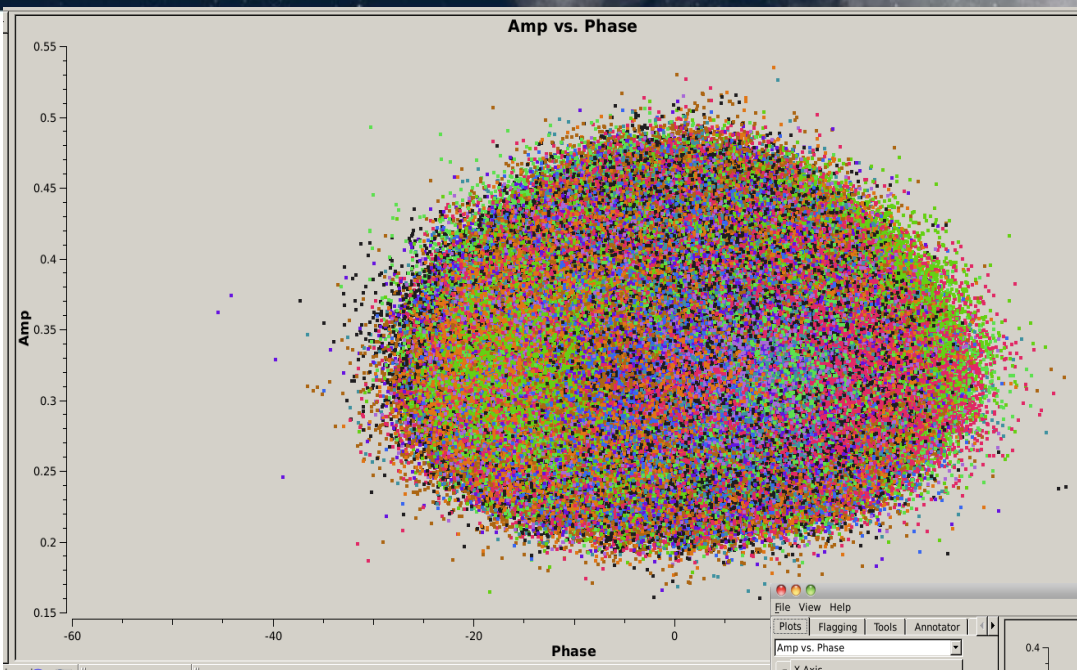
□ Uv coverage



□ Amp vs. Freq



□ Amp vs. phase



File View Help

Plots | Flagging | Tools | Annotator

Amp vs. Phase

Data X Axis Phase In Cache?

Data Column: corrected

Attach to Bottom Top

Range: Automatic

Iter to

Trans

Y Axis Amp In Cache?

Data Column: corrected

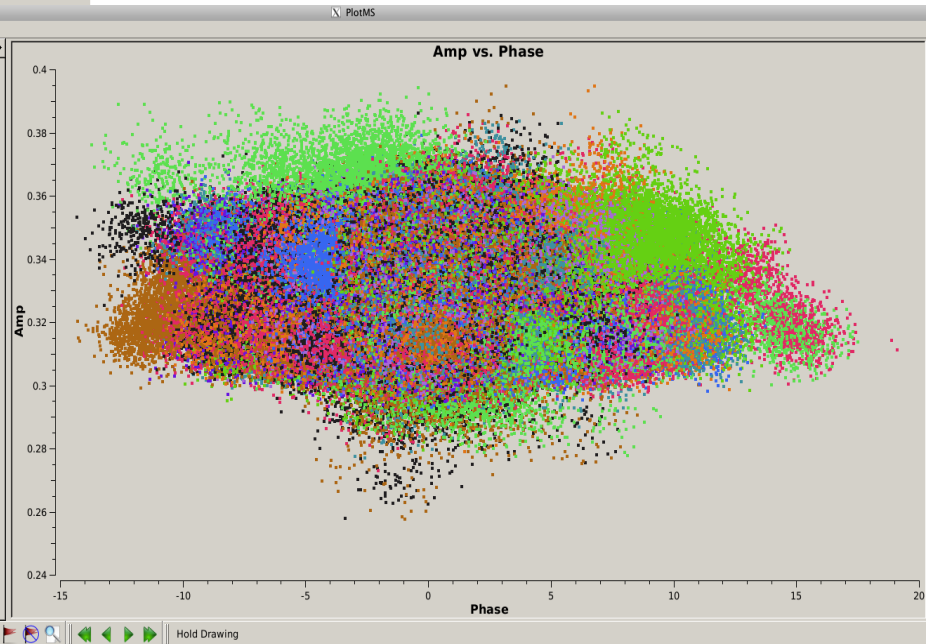
Attach to Left Right

Range: Automatic

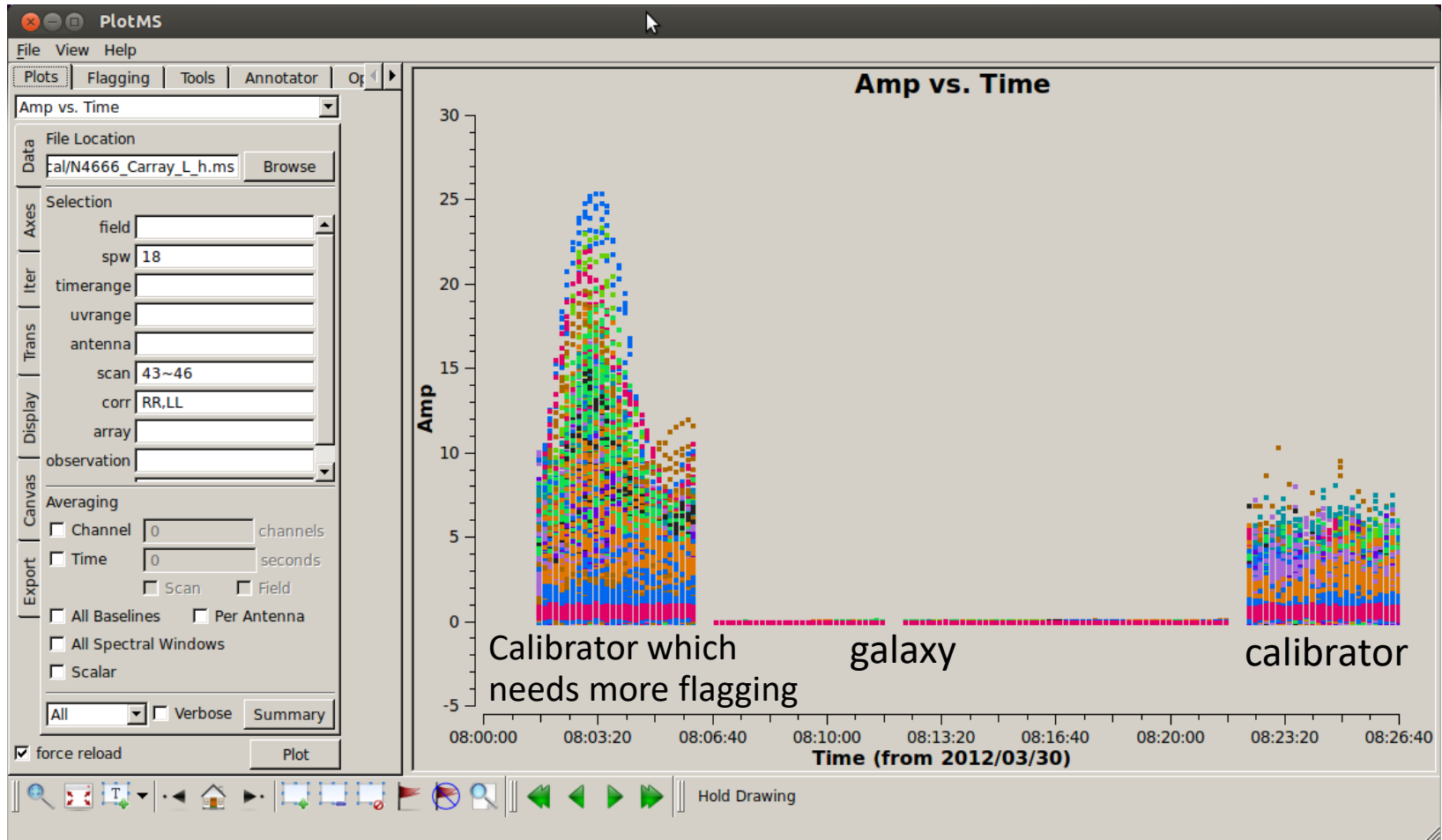
Canvas to

Export

force reload Plot



□ Amp vs. time (observational setup)



□ Use and Access

Findable, Accessible, Interoperable and Reusable (FAIR)
via an Archive/VO tools:

- Cone search
- Cutout tool (see slides of F. Bonnarell)
- HiPS, data link to cubes (velocities, RM)
- ...

□ Meanwhile – raw visibilities

What is needed if we find raw data (visibilities) in the current archives?

- Retrieve the visibilities
- Metadata info: telescope configuration, recommended cell size, image size (related to FoV), ...
- Additional metadata: data link to calibrators
- Observational setup

□ Wishlist of keywords

The usual: Telescope, Obsdate, projectID, central frequency, ...

Additional:

Configuration of array → give different resolutions and uv coverage

Bandwidth, channelwidth

Resolution: restored beam: BMIN, BMAX, PA (in fits header)

Weighting parameter (e.g. robust weighting 2)

Field of view: prim beam, usually not in the fits header but if you have the prim beam corrected images you see the circle of the beam

Useable for fluxes: up to HPBW

Maybe useable for number searches without quantitative use: total FoV



.... more thinks to add



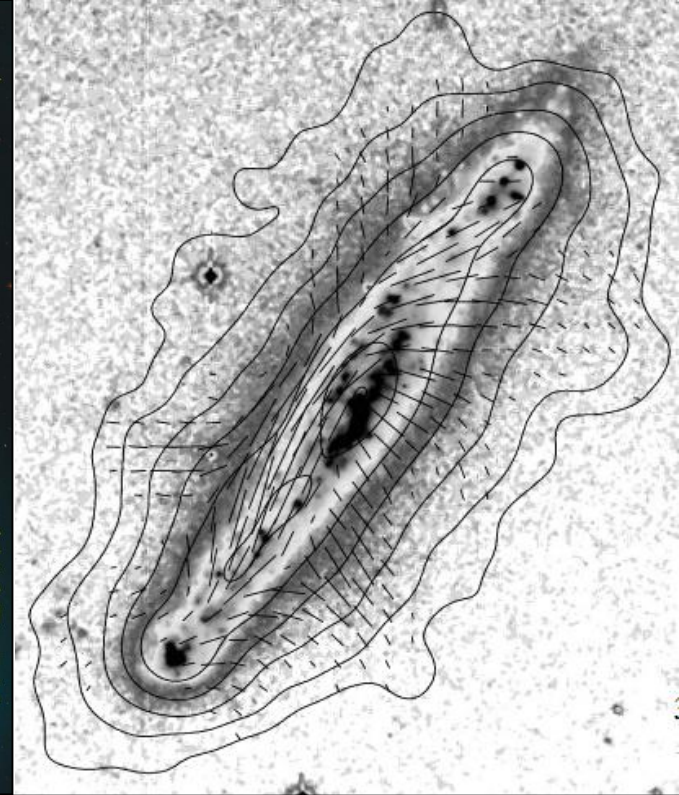
.... more thinks to add

Magnetic fields in Spiral Galaxies

- Observations show large scale magnetic fields in spiral galaxies
- Investigating CR transport processes
- Explaining the existence of magnetic fields in spiral galaxies (10 – 15 μG)
- The magnetic field of the earth at the surface: 0.4 G



Spiral galaxy M51 (total and polarized intensity), VLA + Effelsberg telescope at 6 cm wavelength, Optical background: HST
© A. Fletcher (MPIfR Bonn)

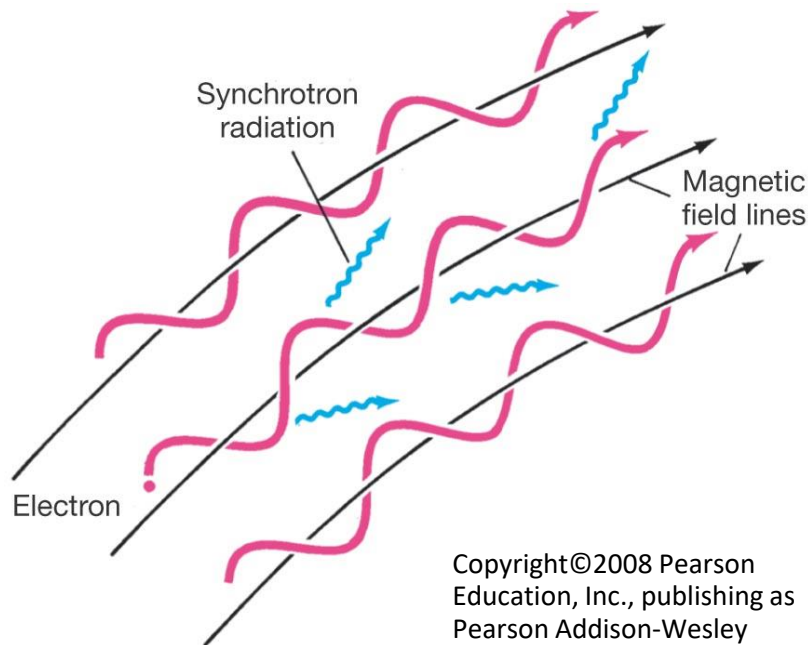


Edge-on spiral galaxy NGC 5775 (total intensity and B-vectors), VLA at 6 cm wavelength, H α background (Tüllmann et al.2000)

Synchrotron Radiation

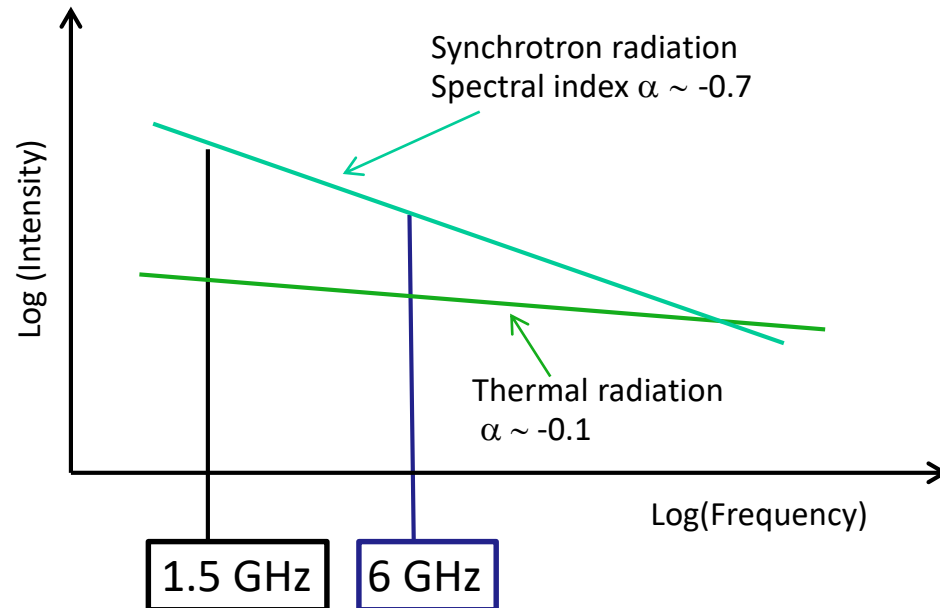


- Relativistic electrons (cosmic ray particles) gyrate around the magnetic field lines and radiate in the line of sight
- Synchrotron radiation is polarized perpendicular to the orientation of the magnetic field
- The regular magnetic field perpendicular to the line of sight is observed via the polarised intensity and the polarisation angle
- The regular and turbulent magnetic field contribute to the total intensity



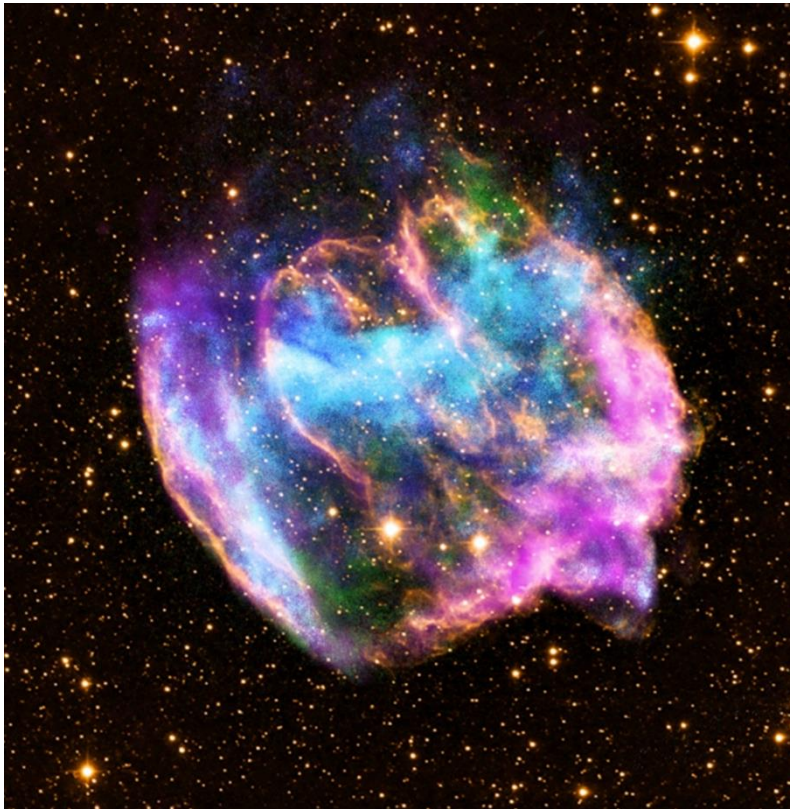
Copyright©2008 Pearson Education, Inc., publishing as Pearson Addison-Wesley

Synchrotron emission



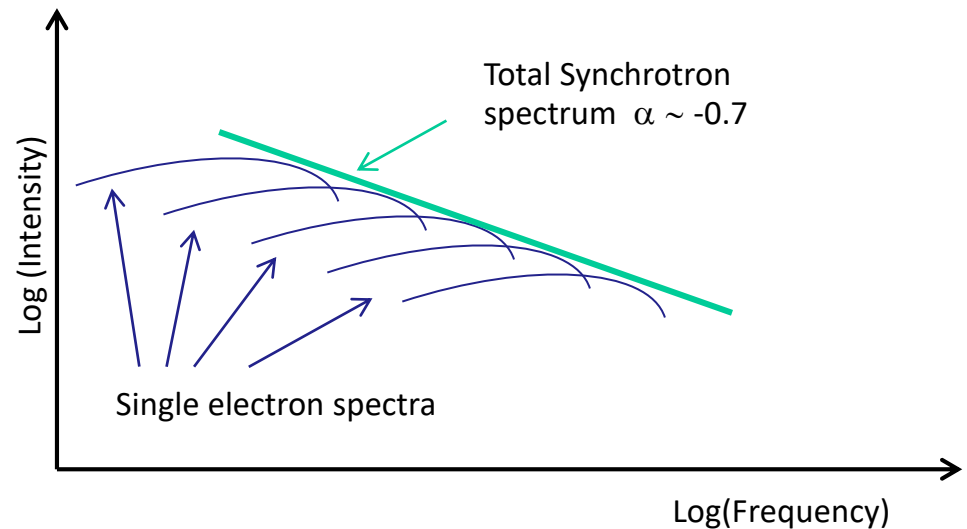
Spectrum in the radio continuum at CHANG-ES frequencies

Cosmic Rays

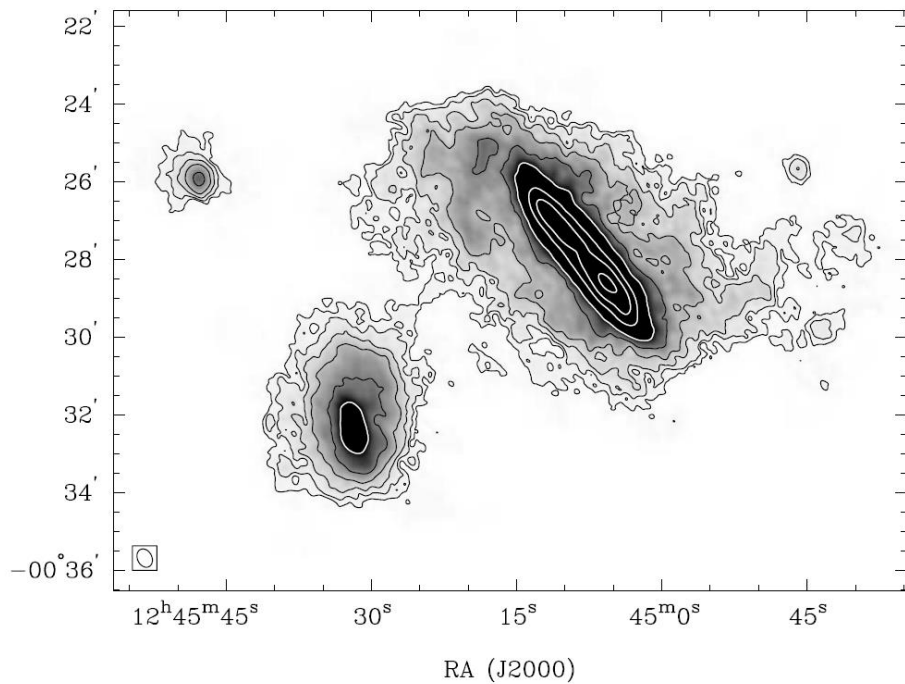


Supernova Remnant W49B, Credit: NASA

- Directly measured on Earth
- Cosmic ray particles are probably accelerated in Supernova explosions or AGN
 - Electrons gain relativistic velocities
- Superposition of Single electron spectra leads to the observed radio spectrum
- Travel away from their origin
 - Transport processes



NGC 4666 – HI



Walter et al. 2004

